



SMART LESSON PLANS

Only from



DISCOUNT SCHOOL SUPPLY

1-800-627-2829
www.DiscountSchoolSupply.com

Questions? Email

Areyner@DiscountSchoolSupply.com

Ages
4-12

20-40
min.

MATERIALS

- ✓ Liquid Watercolor™ Mat
 - ✓ Liquid Watercolors™
 - ✓ Gold/Silver Liquid Watercolors™
 - ✓ Large Spray Bottles
 - ✓ Stencils
- Optional:**
- ✓ Foam rollers with textures

✓ = in our catalog

BENEFITS

Art is good brain food! This art idea helps children develop:

Cognitive/Thinking Skills

Large scale planning & adapting
Problem solving
Spatial relations skills

Emotional/Feeling Skills

Sensory pleasure
Motor pleasure
Emotional release

Social/Relating Skills


Works together cooperatively
Shares materials, waits turn

Physical/Coordinating Skills

Fine motor skills: grasp/spray
Gross motor skills: large scale
Plans & adapts to large scale

Literacy & Language Development


Follows multi-step directions
Plans & develops content/theme
Learns new vocabulary words



Color Spray Murals


STEP 1: Paint Light Basecoat

Spray light basecoat of colors over entire mural, using large sweeping motion and 3-5 colors.




STEP 2: Apply Stencils

Lay 2-3 stencils onto basecoat & spray with other colors. Reposition, overlap stencils and spray again, changing colors.



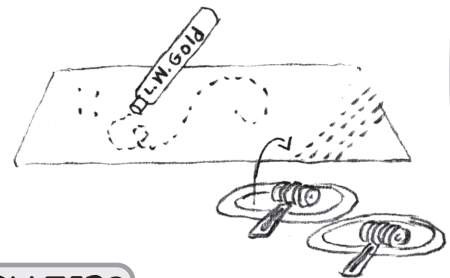
STEP 3: Drizzle on Darker Outlines

Drizzle a bit of Liquid Watercolor™ directly from the 8 oz. bottle using large sweeping arm movements, for dark contrasting outlines, and "movement."



STEP 4: Add Silver & Gold LW Accents

Drizzle gold and silver Liquid Watercolor™ from 8 oz. bottles. Mix gold w/yellow and silver w/blue on separate paper plates. Roll on metallic mix with foam texture rollers.



CLASSROOM TIPS

Extensions

Spray over ferns, willows branches, or lacy grasses. Make a Paper Quilt: pre-cut 8" squares, and piece together with colored masking tape or glue onto 2nd mat. Alternate squares with coffee filter circles. Make theater curtains or room partitions. Create temporary clothing, using glue. Create potpourri holders: gather colored squares with yarn, at top. Make impressive fundraisers for auctions. Use letter stencils. Decorate hallways. Celebrate the seasons.

Vocabulary

Line, Shape, Color, Texture, Volume, Rhythm, Primary Colors, Secondary Colors

Free Art Ideas! Find more art, crafts & curriculum ideas at www.earlychildhood.com