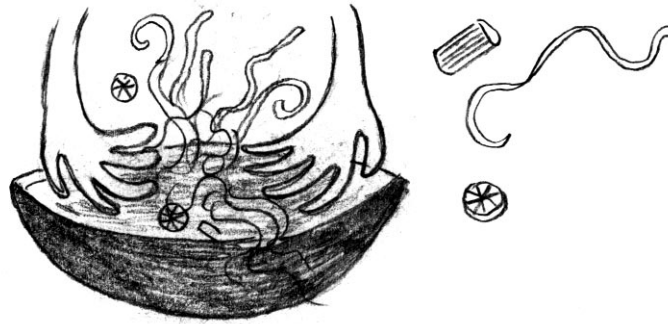


Sensational Spaghetti



MATERIALS

- ✓ Liquid Watercolor™
- ✓ Spray bottles (pre-filled)
- Ziplock bags
- Cooked pasta, lightly oiled
- Paper plates
- ✓ Art tray or bowl

✓ = in Discount School Supply catalog

OUTCOMES

Art is good brain food! This art idea helps children develop:

Cognitive/Thinking Skills

- Observing
- Predicting outcomes
- Problem solving

Emotional/Feeling Skills

- Creative expression
- Sensory pleasure
- Emotional release

Social/Relating Skills

- Shares and takes turns
- Controls impulses

Physical/Coordinating Skills


- Grasps objects
- Controls fluid materials

Literacy & Language Development

- Asks questions
- Practices new vocabulary
- Creates shapes and letters


STEP 1: Distribute Pasta

Place handful or ziplock bag of pasta on each child's plate.



STEP 2: Spray on Color

Spray each child's pasta with Liquid Watercolor™.



STEP 3: Mix Color into Pasta

Blend with fingers until color is absorbed (or shake in ziplock bag, then dump out onto plate).



STEP 4: Grasp, Play, Trade Colors

Place art tray or bowl in middle of table. Explore sensations, experiment, trade colors, create letters, giggle and enjoy!



CLASSROOM TIPS

Extensions

Create shapes and letters with colored spaghetti. Add clear glue and allow shapes to dry. Vary and mix pasta shapes: wagon wheel, tubes, linguine, angel hair, etc. Cook several pounds of pasta, apply many different colors and place in large plastic tub or waterplay area. Great fun—have a camera ready!

Vocabulary

Liquid, Process, Sculpture, Solid, Transform

Ages
3-9

15-30
Min.